

Game: Season Sorters (Part 2)

Skill: Classification and visual discrimination; seasons

Game Includes: Two large seasonal pages with dotted seasonal shapes and 12 seasonal pictures

How to Make:



1. Color the two large seasonal pictures. Cut them out and mount them inside folder.
2. Color, cut out, and mount the individual seasonal pictures on tagboard.
3. Cut out the game label and mount on file folder tab.
4. Cut out "How to Play" and mount on the outside of the folder.
5. For durability, laminate the folder and the game pieces. Store the pieces in a plastic pocket or bag.

How to Play: Match each seasonal picture to its season.

*Mount on file folder tab.

Season Sorters PART 2
(classification and visual discrimination ; seasons)



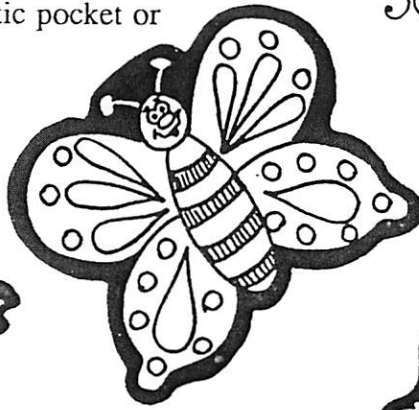

*Color, cut out, mount on tagboard, and laminate individual seasonal pictures. Store in a plastic pocket or bag.



*Color, cut out, mount on tagboard, and laminate individual pictures. Store in a plastic pocket or bag.


Season Sorters!

PART 2

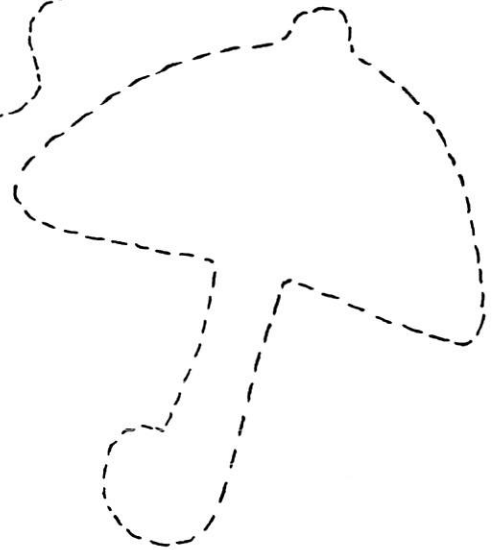

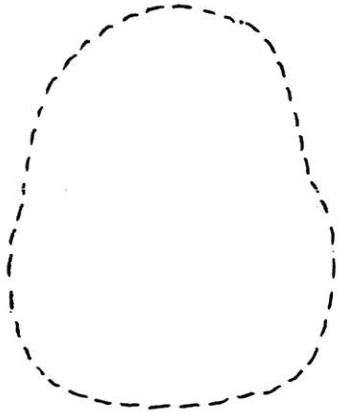



*Color, cut out, and mount in folder.

Season Sorters! PART 2



spring



*Color, cut out, and mount in folder.

Season Sorters! PART 2



autumn

